

ELEPHANTS

Chanukah day 1



Estorick Collection
of modern Italian art

Did you know...

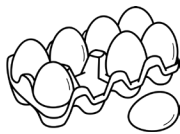
Around 200 B.C., Judea - also known as the Land of Israel - came under the control of Antiochus III, ruler of the Ancient Greek Empire. Many cultures and languages were part of the empire, but Greek was the most dominant.

Antiochus had elephants as part of his army. The elephants were brought from India and were used in battle as they were very strong.



Let's make an elephant

You will need...



Egg box

Remember to remove the eggs!




Scissors


1 Split the box in half.




2 Take the flat lid and cut it into an H shape.



3 Carefully bend the sides 1 cm in to create the legs.



4 Cut out leftover parts of the egg box to build a head, ears, trunk and tail for your elephant.



Let's make an elephant. . . continued

5 Cut slits in the separate part to slot them together.



6 This is how the head might look like.



7 And here is one finished elephant!



Activity 1



COMPLETED



Time to colour in your first doughnut!