

# Maccabees

Chanukah day 4



## Did you know...


Judah the Maccabee was a cohen (Jewish priest) and a son of the Mattathias. He led the Maccabean Revolt against the Greek Empire (167–160 BCE).

The Jewish holiday of Chanukah ("Dedication") commemorates the restoration of the Beit Hamikdash (Holy Temple) in Jerusalem in 164 BCE, after Judah the Maccabee removed all the idols and purified the Temple.



## Let's make a shadow puppet performance

### You will need...



**Cardboard box**  
Shoe box or cereal box



**Scissors**




**Glue or tape**



**Pencil and ruler**



**Colour pencils, pens or paint to decorate**



**Tracing paper**

- 1 On the bottom of your box, draw a rectangle that is at least 1.5cm away from each edge. Don't go any thinner or your theatre won't be very strong.



- 2 Very carefully cut out this rectangle. Cut a piece of tracing paper just slightly smaller than the bottom of your shoebox.

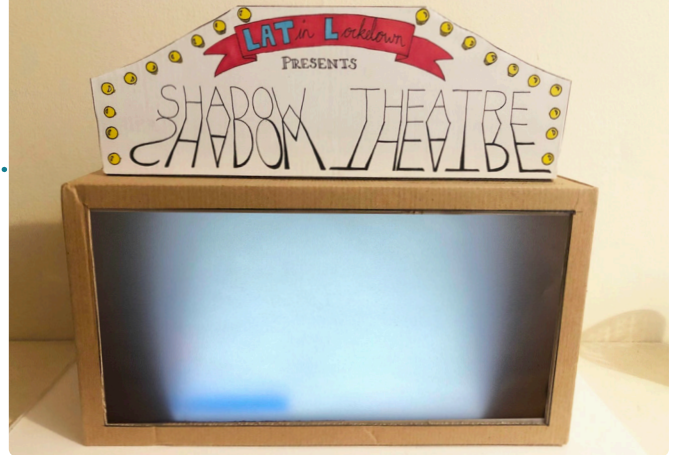


# Let's make a shadow puppet performance. . .continued

- 3 Glue or tape your tracing paper inside your box, so it's covering the window.




- 4 There you have a shadow theatre - it's that easy! Now it's time for decorations.



## Ideas for decorations

- You could use the rectangular piece of cardboard you removed from your box to make a sign on the top naming your theatre. Think about what you'd like your theatre to be called.
- If you have some tissue paper or even a piece of scrap fabric, you could try making curtains.

- 5 Time to make the puppets! To do this, use the video tutorial found in Day 4 of the Chanukah Box website [www.jewishislington.co.uk/chanukah-box](http://www.jewishislington.co.uk/chanukah-box)



## Activity 4



# COMPLETED



Time to colour in your fourth doughnut!